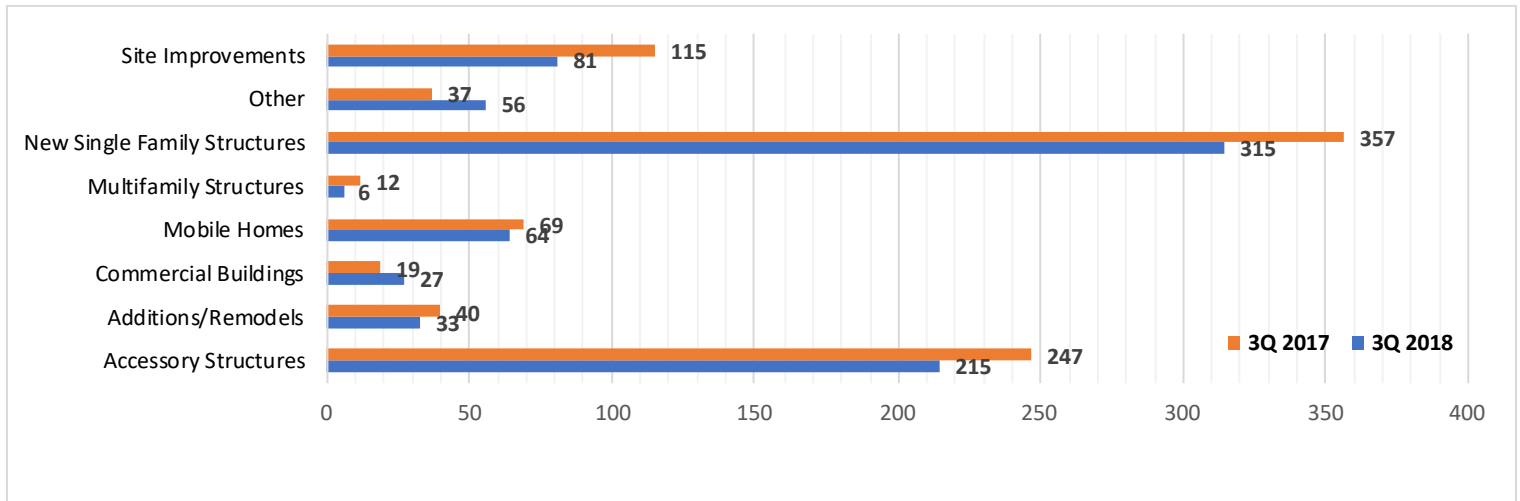




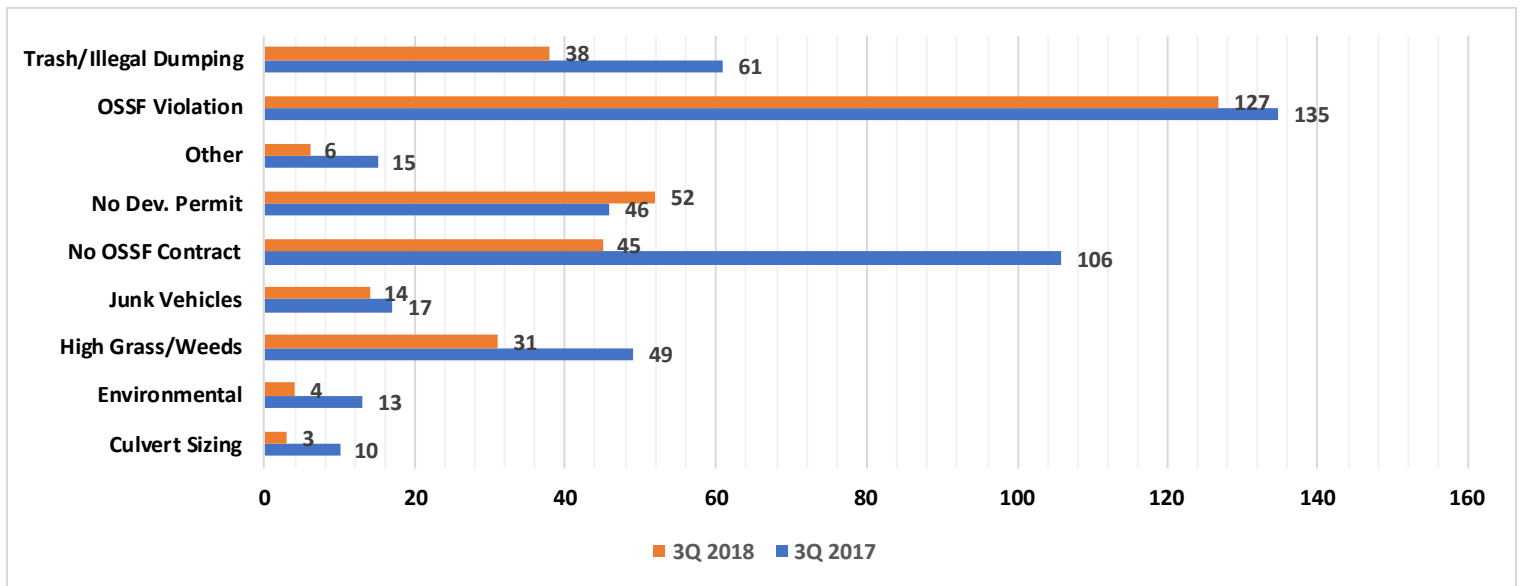
QUARTERLY GROWTH REPORT

3rd Quarter 2018 (all data is total through the end of September 2018)

PERMITTING SUMMARY



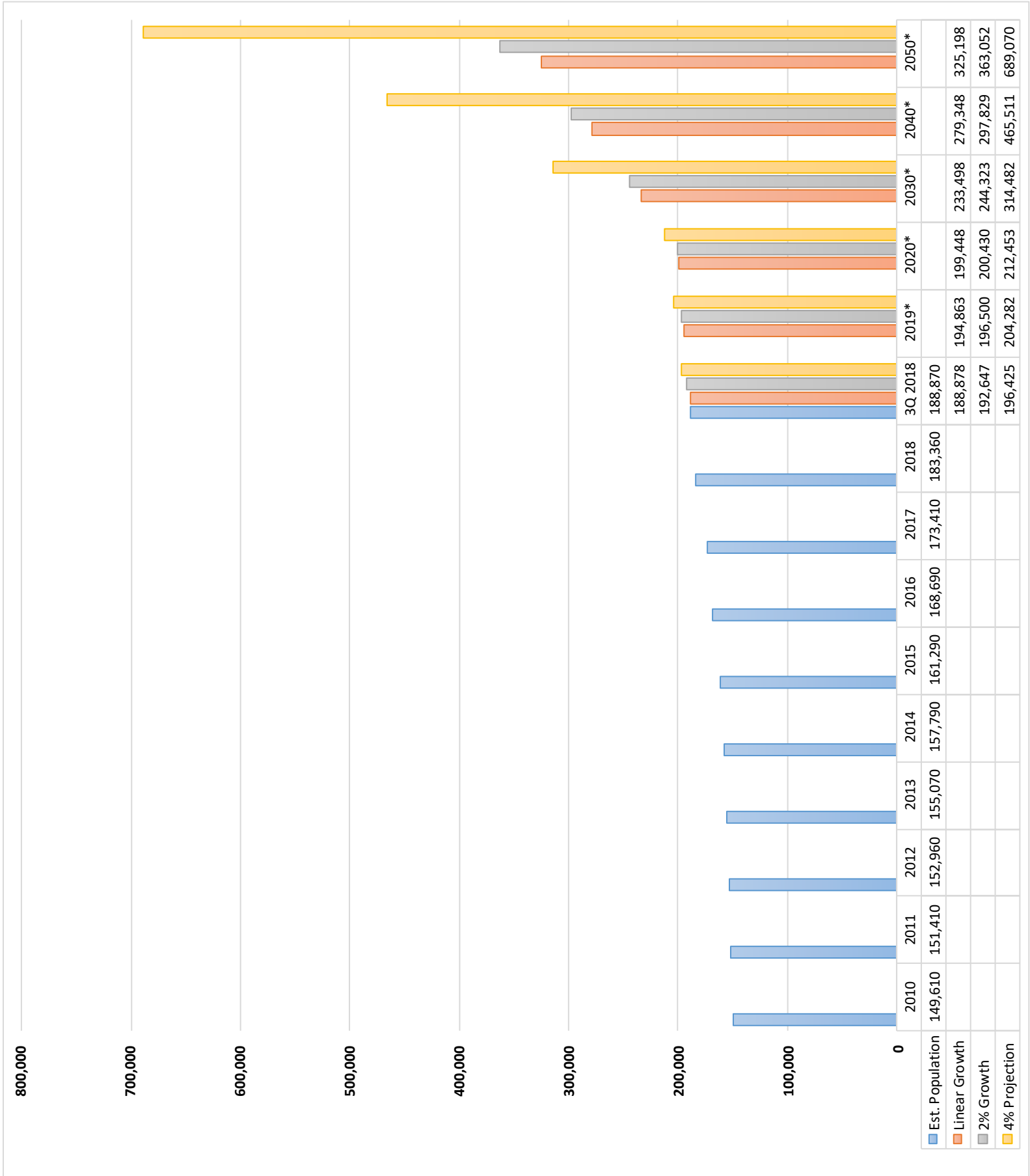
COMPLAINTS & NUISANCE SUMMARY



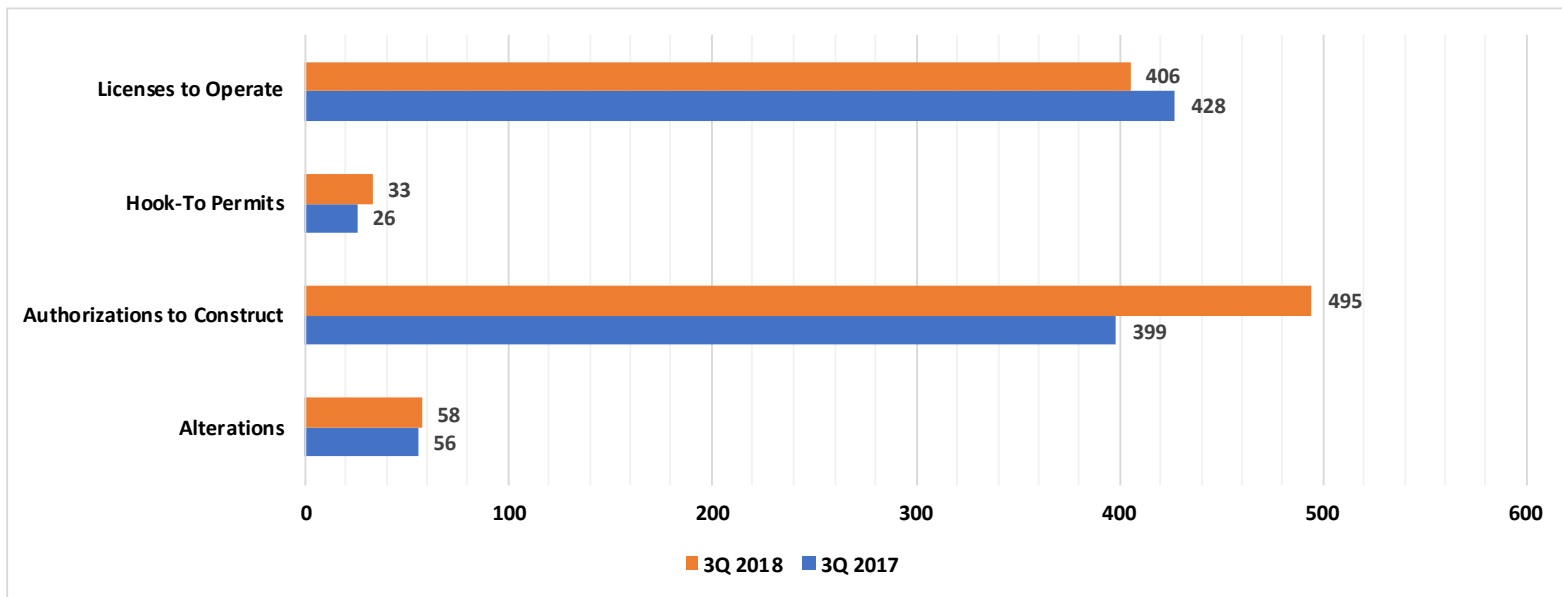
2018 COMMISSIONERS' COURT SUMMARY

CASE TYPE/MEETING DATES	July 3	July 17	July 31	Aug 14	Aug 28	Sept 11	Sept 25	TOTALS	YTD Totals	TOTALS	YTD Totals
								3rd Quarter 2018	2018	3rdQuarter 2017	2017
Abandonment (Lots or ROW)	-	-	-	-	-	-	-	-	2 (2)	2 (1)	5 (33)
Acceptance of Infrastructure	-	1	-	-	-	-	-	1	3	-	3
Amendments to Regulations	-	1	1	1	-	1	1	5	10	-	-
Release Bonds/Letter of Credit	-	-	-	1	-	-	-	1	2	3	6
Final Plat (No. of Lots)	-	-	-	-	2 (19)	1 (58)	-	3 (77)	6 (101)	2 (58)	4 (66)
Miscellaneous	-	-	-	-	-	-	-	-	3	2	4
Preliminary Plat (No. of Lots)	-	-	1 (53)	-	1 (20)	-	-	2 (73)	6 (444)	1 (48)	6 (123)
Replat (No. of Lots)	-	3 (6)	-	-	-	2 (4)	1 (1)	6 (11)	18 (40)	2 (4)	11 (36)
Simplified Plat (No. of Lots)	3 (7)	2 (5)	4 (10)	-	-	2 (3)	2 (5)	13 (30)	31 (66)	8 (19)	20 (40)
Variance Requests	-	4	-	-	2	-	1	7	24	8	23
OVERALL TOTAL CASES	3	11	6	2	5	6	5	38	105	28	82

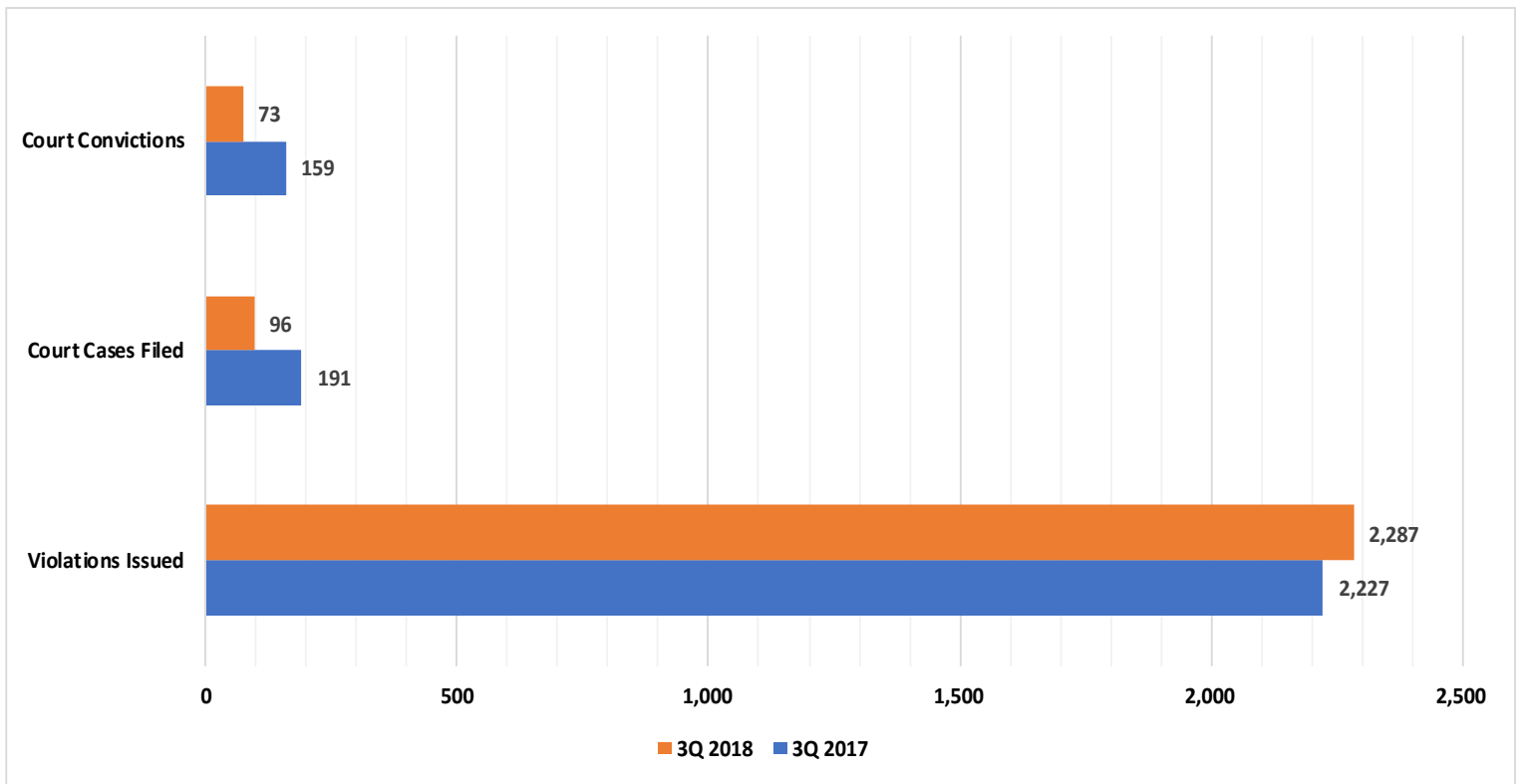
POPULATION ESTIMATES & PROJECTIONS



ON-SITE SEWAGE FACILITIES (OSSF) RELATED INSTALLATIONS



SEPTIC SYSTEM CONTRACTS VIOLATION



TRIAL SUMMARY

JUSTICE OF THE PEACE	Pct. No. 1			Pct. No. 2			Pct. No. 3			Pct. No. 4			Totals - 3rd Qtr 2018	YTD Totals 2018	Totals - 3rd Qtr 2017	YTD Totals 2017
	JULY 2018	AUG 2018	SEPT 2018	JULY 2018	AUG 2018	SEPT 2018	JULY 2018	AUG 2018	SEPT 2018	JULY 2018	AUG 2018	SEPT 2018				
Continued / Reset	3	2	-	-	-	-	-	-	-	6	-	2	13	50	2	46
Convicted	1	-	6	-	-	-	-	-	-	-	3	3	13	61	9	115
Dismissed	-	-	2	-	-	-	-	-	-	-	-	5	17	40	14	59
OVERALL TOTAL CASES	4	2	8	-	-	-	-	-	-	6	3	10	33	151	25	220
Failure to Appear	4	2	4	-	-	-	-	-	-	-	2	0	12	68	11	91